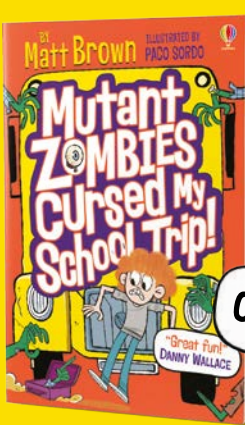


BY **Matt Brown** ILLUSTRATED BY **PACO SORDO**

Mutant ZOMBIES Cursed My School Trip!



OUT NOW!

Ian Iansson is a little bit worried about his school trip.


Firstly, Ian doesn't have many any friends, plus, his mum has packed him ten pairs of pants for the two-day trip. But as it turns out, these are the least of Ian's problems...

Because when Ian's class arrives at the spooky old house, there's something very weird going on. Something that looks awfully like zombies; groaning, dribbling zombies that no one but Ian seems to have noticed...



ESCAPE THE ZOMBIES

Help Ian escape to the school bus whilst avoiding being spotted by the zombies! Make sure you don't wander into their line of sight.



START HERE

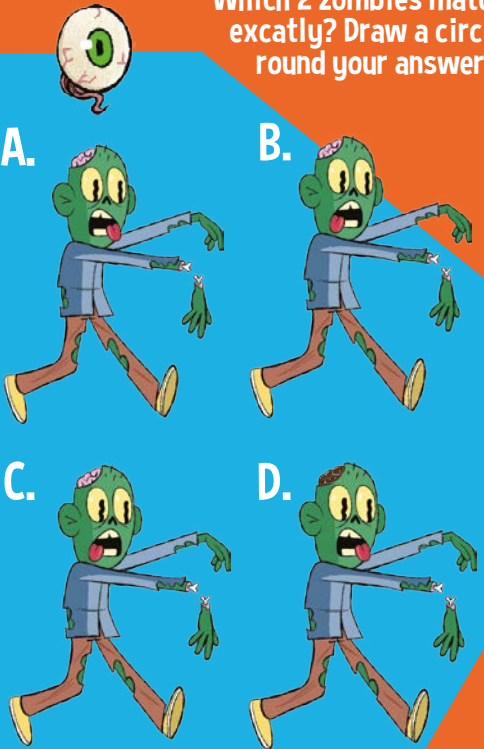
WORD SEARCH

L	S	M	Y	A	O	B	R	E	Y	O	T	K	O	X
P	W	U	Q	L	U	B	K	Y	X	G	C	Q	T	
Z	D	O	F	T	D	B	O	S	B	R	A	I	N	S
E	M	D	H	Q	A	O	G	C	Z	C	W	T	D	Y
U	Y	R	B	C	P	N	U	G	N	I	L	K	N	I
X	N	E	U	S	S	R	T	K	N	E	L	G	W	V
Q	R	A	Z	S	S	T	D	Y	Q	N	Q	P	T	M
B	O	R	I	E	E	J	E	I	X	G	K	A	Y	H
I	O	Y	Q	I	E	Z	H	K	F	V	N	Q	Y	P
O	T	I	R	X	I	O	V	N	P	B	P	M	D	G
U	W	H	F	F	B	D	F	N	C	J	E	Y	E	E
Y	J	B	O	Z	M	T	S	J	M	S	L	O	A	C
V	F	Z	U	C	O	P	I	R	T	I	U	A	U	I
W	Q	K	J	J	Z	T	R	E	O	Q	S	B	B	Y
T	G	U	A	W	H	S	M	D	W	G	G	V	V	K

- IAN
- BRAINS
- CURSE
- DREARY
- INKLING
- SCHOOL
- TRIP
- MUTANT
- ZOMBIE
- SPOOKY

DOUBLE TROUBLE

Which 2 zombies match exactly? Draw a circle round your answers.



EYE SPY

How many of each coloured eyeballs can you spot on both sides of this sheet?



"The kind of book that makes everything feel better." Piers Torday
 "Brilliantly bonkers... hits all the right comedy buttons." Lancashire Evening Post
 "I giggled and guffawed the whole way through." Books for Topics
 "I didn't want to stop reading." Francesco, aged 9
 "Dramatic and funny!!!!" Jago, aged 9

READ A FREE CHAPTER OF **MUTANT ZOMBIES CURSED MY SCHOOL TRIP!**
 ONLINE NOW AT WWW.USBORNE.COM/READZOMBIES


Mutant ZOMBIES Cursed My School Trip!

HOW TO DRAW A ZOMBIE



BY **Matt Brown** ILLUSTRATED BY **PACO SORDO**

Step 1




Basic outline using circles and rectangles

Step 2



Position eyes, nose, mouth, ears and fingers

Step 3

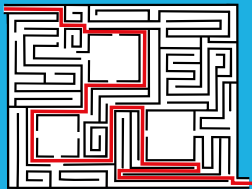



Add more features like a tongue, teeth, pupils and a head wound


Step 4



Add clothes and extra details (like a brain and bones) then colour your zombie in



ESCAPE THE ZOMBIES



WORD SEARCH

DOUBLE TROUBLE
B and C match
EYE SPY
6 green eyeballs
4 brown eyeballs
3 red eyeballs

ANSWERS

Available online and in all good bookshops



OUT
JULY 2019