

SET SAIL

Make sails and a mast for a model boat, such as the origami sampan from pages 90-91.

You will need some paper, a pencil and a straw.

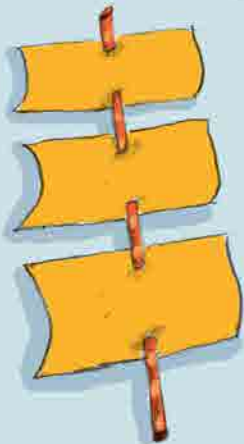
- 1 Cut three rectangles out of paper. They should be the same width as your model, but different heights.



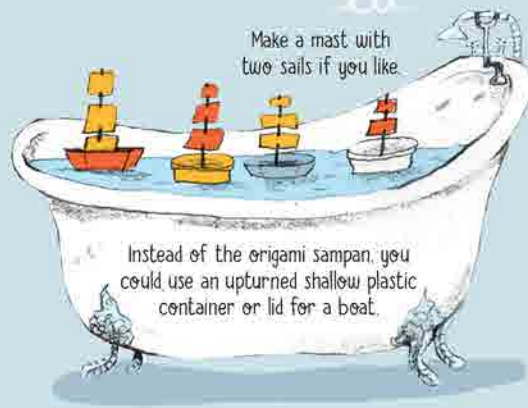
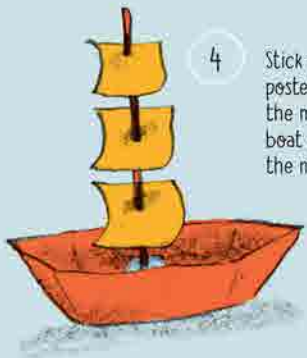
- 2 Using the point of a pencil, make a hole at the top and bottom of each sail.



- 3 Thread a straw through the three sails, from biggest to smallest.



- 4 Stick a blob of poster tack in the middle of your boat and secure the mast in place.



Make a mast with two sails if you like.

Instead of the origami sampan, you could use an upturned shallow plastic container or lid for a boat.

TEST THE WATERS

Fill a tray with water and play these games with your boat.



OBSTACLE COURSE

Place a small stone in the middle of the tray. With a straw, blow the boat around the stone, trying not to touch it or the sides of the tray.

BLOW BY BLOW

Each player tries to blow the boat across the water to hit the opposite side. You score a point each time you manage to hit your opponent's side of the tray.



AROUND THE WORLD IN 1,082 DAYS

Between 1519 and 1522, Portuguese explorer Ferdinand Magellan's expedition became the first to sail around the world. Follow his journey on this map.



* This narrow passage of water near the tip of South America connects the Atlantic and Pacific Oceans. It was named after Magellan's successful crossing.